



OUR VISION

"As each one does their part, we grow in love" Ephesians 4:16

Celebrate

Believe

Aspire

OUR VALUES

Perseverance

Courage

Compassion

Justice

Respect

Forgiveness

Trust

Selflessness

Switched On?

Stick at It

Work as a team

Independence

Think hard

Citizenship

Hard Working

On task

Year R Curriculum Overview Themes and Topics







	Autumn 1	Autumn 2	Spring 1	Spring 2	Summer 1	Summer 2
Speaking & Listening - Oracy	Listening and follow simple instructions and classroom rules, begin to turn take Speaking – Talk in front of small groups, talk using full sentences, use correct tense and pronouns	Engage in story time by joining in with repeated phrases, respond to two step instructions, begin to respond appropriately to how and why questions Speaking – talk in front of whole class, use new vocabulary, use correct tense, use preposition correctly	To maintain attention on a task for a period of time, understand how and why questions Speaking – turn take in whole class discussions while using full sentences, conjunction (and/ because), new vocabulary and correct tense	Be able to follow multiple step instructions, begin to ask questions to clarify and begin to respond to humour Speaking – Talk in front of whole class with confidence and use new vocabulary in different contexts	Understand who, what where, when, why and how questions and to begin to have conversations with all using back and forth exchanges Speaking - Organise and sequence talk by continuing a conversation/ discussion with appropriate response and questions	To have conversations using back and forth exchanges and be confident in clarifying with adults and peers. Speaking – offer explanations of why things might happen / using conjunctions and a range of tenses correctly, talk using range of vocabulary found from nonfiction / fiction.
Literacy – Writing Genre (includes: pencil grip/ writing behaviours/ letter formation / name writing/word building/+ labels and two-word captions writing)	Writing to INFORM EG: Recognise and write name, labels, lists	Writing to ENTERTAIN EG: Story Map, character description, letter	Writing to INFORM EG: New Year's Resolution, 'Wanted' poster, animal fact file	Writing to ENTERTAIN EG: Labels, invitation, make own book	Writing to ENTERTAIN EG: Short story, recipe, poetry	Writing to ENTERTAIN EG: Diary, character description, make own book



'As each one does their part, we grow in love'

Ephesians 4 vs.16



Literacy – Whole Class Reading		 	 	 	  	 
Literacy – Phonics/Reading	Rocket Phonics – Read and Write – s a t i p n m d g o c k I the go to no into	Rocket Phonics – Read and Write – c k e u r h b f f l l s s I the go to no into	Rocket Phonics – Read and Write – j v w x y z z z q u he she we me <u>be</u> was my you her they all are	Rocket Phonics – Read and Write – ch sh th ng ai ee igh oa oo oo he she we me <u>be</u> was my you her they all are	Rocket Phonics – Read and Write – ar or ur ow oi ear air ure er someone said come do so were when have there out like little what	Rocket Phonics – Read and Write – wh ph /ai/ ay a-e a /ee/ e-e ie ea <u>some one</u> said come do so were when have there out like little what
Mathematics	Getting to Know you! Introduce key times of the day / class routines / Where do things belong? (positional language) Just Like Me! Match and sort Compare amounts / Exploring repeated patterns Just Like Me! Compare size, mass and capacity	It's me 1,2,3! Representing 1,2,3 /comparing 1, 2 and 3 / composition of 1, 2 and 3 / matching 1,2 and 3 / comparing one more and one less Light and Dark Representing numbers 4 and 5 / sorting numbers 4 and 5 / composition of numbers 4 and 5 / one more and one less Circles and triangles	Alive in 5! Introducing zero/ comparing numbers to 5/composition of numbers to 5 / subitise up to 5 / number bonds to 5 Growing 6,7,8 Representing and subitising 6,7 and 8 / Combining 2	Growing 6,7,8 Growing 6,7,8 - 6,7 and 8 Combining 2 amounts/making pairs Building 9 & 10 Building 9 and 10 Counting to 9 and 10/Comparing numbers to 10/ representing numbers to 10/bonds to 10	To 20 and Beyond Numbers beyond 10/counting patterns beyond 10 /recognising the pattern of the counting system/ordering numbers to 20 First, Then, Now Adding More/subtracting	Find My Pattern Doubling/ sharing and grouping/Even and odd On the Move Deepening/ Understanding/ Patterns and Relationships Shape: Spatial reasoning (3)/ Visualise and Build Spatial Reasoning (4)/ Mapping



'As each one does their part, we grow in love'

Ephesians 4 vs.16



		Positional language Shapes with 4 sides Time	amounts/ making pairs Measurement: Compare Mass/ compare capacity Length and height/ time	Measurement: Length and height/ time Shape: 3D shapes and Patterns	Shape: Spatial reasoning (1)/ match/ rotate/manipulate Shape puzzles and positional language Spatial reasoning (2)/ Compose and Decompose	
Science		Starry Night - Day and night	Winter Wonderland - States of matter and seasons		Once Upon a Time - Working scientifically	Sunshine and Flowers - Plants and animals
Understanding of the World: Geography – incl People, Culture and Community History – incl Past and Present (significance) (Rulers) Science – incl Natural World	Geography: Me and My Community - School environment and local area History: Me and My Community - Significance		Geography: Winter Wonderland - Weather & seasons United Kingdom	History: Dinosaurs - Significance	Geography: Once Upon a Time - Contrasting environments- local & wider world History: Once Upon a Time - Rulers, kings, queens	
Computing	Technology inside and outside school <ul style="list-style-type: none">Identify types of technology in home and in school e.g. computer, TV, iPads.To experiment with different types of technology and understand their purpose e.g. iPad camera.	Use of technology <ul style="list-style-type: none">Can turn on a tablet and choose relevant icons on the screen to open a given programme.	Use of technology <ul style="list-style-type: none">Can use technology to create picturesCan use technology to produce writing/mark making.To be able to talk about what has been produced and to say what went well and how it could be even better.	Finding answers to simple questions	Pre Beebots: <ul style="list-style-type: none">Explain what a given command will do.Give/Receive commands orally and through drawingChange directions and move a given number of steps	Beebots: Coding <ul style="list-style-type: none">Explain what a given command will do.Combine 2 direction commands to make a sequence.To plan a simple program with support.Identify the effect of changing an instruction.
Expressive Arts and Design: (including Being imaginative (BI) and expressive and Creating with materials (CWM) Art & Design: DT:	Art: Me and My Community – Painting DT: Food and Nutrition Make hedgehog bread Skills: * use Scissors and a knife safety	Art: Starry Night - Drawing DT: *know that eating well contributes to good health *fruits and vegetables are healthy *Too much sugar is not healthy	Art: Winter Wonderland - Sculpture DT: *Say what I want to make *I can draw a picture of my idea and use words to say what I've drawn	Art: Dangerous Dinosaurs – Painting and printing DT: Structures Make Easter Bonnets	Art: Once Upon a Time - Collage DT: Structures Make the Three Little Pigs Houses	Art: Sunshine and Flowers - Painting and printing DT: *Share my creations, explaining what I have made



'As each one does their part, we grow in love'

Ephesians 4 vs.16



Music	Musicians: Kool and the Gang Move body to the music Sing: Me	Musicians: Bellowhead Beat Sing: My stories Christmas Performance	Musicians: Sister Sledge Sing: Well-known nursery rhymes Sing: If you're happy and you know it	Musician: Gene Kelly Create own music with voice Sing: Our World	Incognito Create own music with instruments Sing: Big Bear Funk	Composer: Rossini High and low sounds Sing: Everyone
PSHE Personal, Social and Emotional Development	Being in My World Self-identity Understanding feelings Being in a classroom Being gentle Rights and responsibilities	Celebrating Difference Identifying talents Being special Families Where we live Making friends Standing up for yourself	Dreams & Goals Challenges Perseverance Goal-setting Overcoming obstacles Seeking help Jobs Achieving goals	Healthy Me Exercising bodies Physical activity Healthy food Sleep Keeping clean Safety	Relationships Family life Friendships Breaking friendships Falling out Dealing with bullying Being a good friend	Changing Me Bodies Respecting my body Growing up Growth and change Fun and fears Celebrations
PE	CORE SKILLS GYMNASTICS	CORE SKILLS DANCE	CORE SKILLS BALL SKILLS	GYMNASTICS	DANCE	BALL SKILLS
RE	Discovery: What makes people special? (Judaism/Christianity)	Understanding Christianity: Incarnation Why do Christians perform Nativity Plays?	Discovery: How do people celebrate? (Islam/Judaism)	Understanding Christianity: Salvation Why do Christians put a cross in the Easter garden?	Discovery: What can we learn from stories?	Discovery: What makes places special? (Christianity, Judaism, Islam)